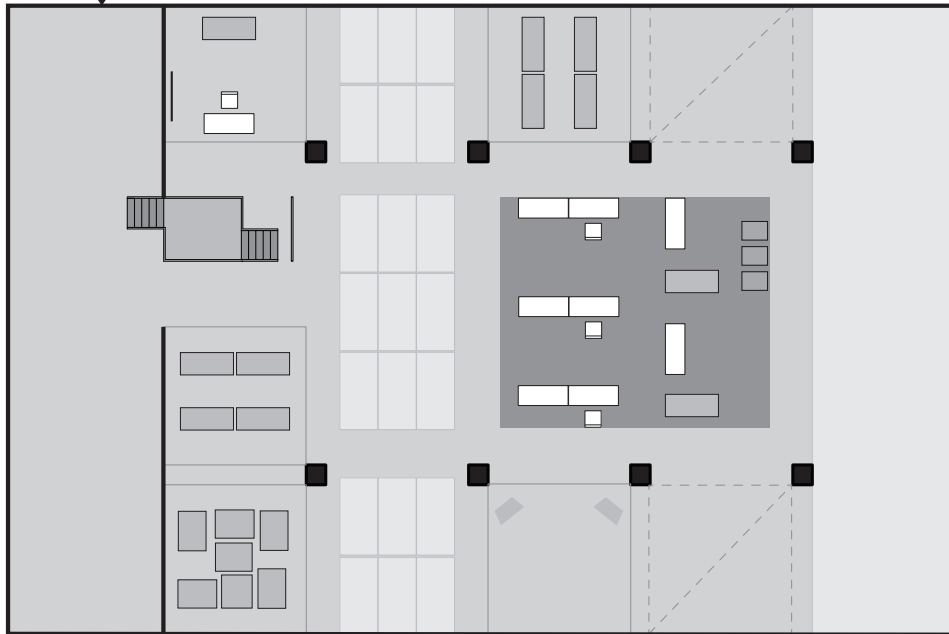


L O N G M A R C H

P R O J E C T 长 征 计 划



11.15

/ 11.30.2018

工 作 中 的

再 展 示

A W O R K I N G

R E D I S P L A Y

Nov. 15-Nov. 30, 2018 (10:00-18:00, Tuesday-Sunday)

Long March Space, 798 Art District, 4 Jiuxianqiao Road, Beijing

2018年11月15日-11月30日（周二到周日每天10:00-18:00）

北京市朝阳区酒仙桥路4号798艺术区长征空间

长征计划 LONG MARCH PROJECT

Long March Project: A Working Redisplay

11.15-11.30.2018

Long March Object:

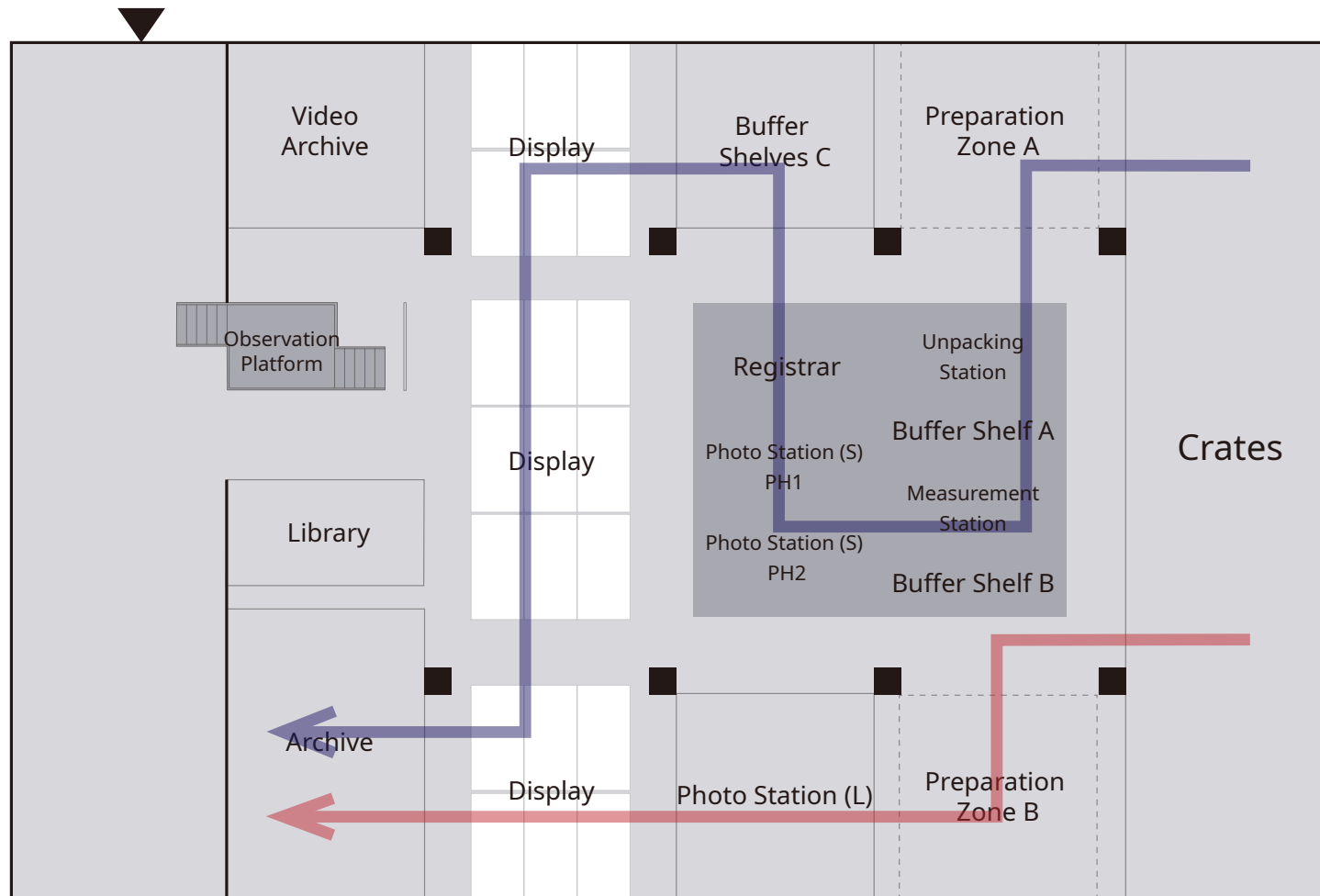
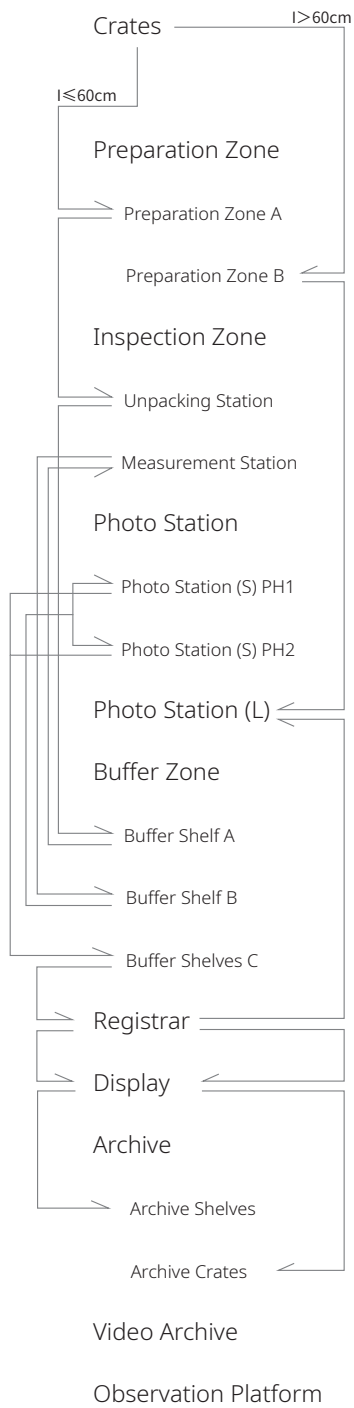
Material objects created during or incorporated into “Long March – A Walking Visual Display”. (Key to this concept is the non-distinction between “artworks” created by “artists” selected for formal participation and objects which enter the collective consciousness of The Long March by happenstance.) (*A Long March Glossary*, 2002)

Since 2002, the activities of the Long March Project, under its various curatorial projects and dynamic exhibition programs, have led to the production of a diverse group of artworks and other objects. “Long March Project: A Working Redisplay” is the gathering of these “Long March Objects” into a workspace open to the public. During two weeks of work, Long March Project re-examines, organizes, and archives these items, streamlining the filing process while also displaying the results. Undergoing the passage of time and changes in space, the context of and ways of seeing these objects have passed through many transformations, opening up the possibility of new avenues for investigating related topics. This program is the first comprehensive display of all artworks and objects left behind by the Long March Project. The excavation of Long March Objects is akin to an archaeological dig, yet one in which the discoveries will immediately be displayed for viewers.



The definition of Long March Object means that within the project, there is no disparity in importance between formal artworks and non-artworks, with neither placed in a position of primacy. Therefore the objects are allowed to release their potential as bearers of collective memory. This “redisplay” temporarily removes objects from their context, but also implies a second sense of context: a continuous type of “work” that stretches the concept of the archive to its limit. Going through the process of “display – archiving – redisplay” the scene of the excavation becomes a “lieu de mémoire” (a site of memory), with new perceptions and interpretations of the objects generated by the flow of the work process.

Since its first exhibition in 2003 at 25000 Cultural Transmission Center, the project's the first permanent public location, Long March Project has been focused on widely relevant contemporary issues, while creating multi-faceted scenarios that foster open and progressive discourses. Following the “Building Code Violations III – Special Economic Zone” exhibitions and “A Working Redisplay” this year, in 2019 Long March Project plans to launch a series of research-centric programs anchored in contemporary visual culture and conceptual practice, including a writers’ residency, commissioned work, workshops, publications, and themed exhibitions.



 Workflow for Smaller Long March Objects

 Workflow for Larger Long March Objects

Archival Workflow



OBSERVATION PLATFORM

Once the audience enters into the space, they may choose one of two ways to engage with the site: from above or from the ground. If you stay on the platform, you are able to see all the workstations and the whole archiving process. If you pass around the platform, you join the “assembly line” and participate in it.



VIDEO ARCHIVE


During our first project in 2002, 204 videotapes were shot. In total, Long March Project holds 780 videotapes related to various programs. This area is dedicated to the archiving of these rare and valuable videos. The television on the wall is connected to the computer performing the archiving work, synchronically playing these rarely seen video clips.



Installation view. Photo: ARTEXB

LIBRARY

The library showcases the many printed materials of the Long March Project created since 2002. Besides exhibition catalogues, it also includes multiple texts that are often excluded from the category of “publication”. They are tools for curating, such as Long March - A Walking Visual Display: A Detailed Curatorial Plan (Lu Jie, 1999-2001), used during the conception and discussion of the initial project; Long March Project - Ho Chi Minh Trail Travel Brochure (2009), a complimentary element in the event's organization; or, in the case of Yanchuan Primary Papercutting Textbooks, the texts serve as a toolbox for curating that directly engages with the social environment.



Installation view. Photo: ARTEXB

PROJECTION

Looping on the projection screen are more than one thousand selected historical photos from our previous projects. Projects on show include: "Long March - A Walking Visual Display" (2002), "China Town" (2005-2007), "Yang Shaobin Coal Mining Project" (2004-2008), "KOREA 2018" (2007-), "Ho Chi Minh Trail" (2008-2010), etc. Also on show are various exhibitions since 2003. These provide an outline for the audience to gain an impression of the history of the Long March Project.



Installation view. Photo: ARTEXB

WORKSHOP AND THE DISPLAY

From 16:00 every day until the end of opening hours, the archiving process is paused and we launch a workshop on the display of Long March Objects. During this one-hour workshop, Long March Project researchers together with the diggers look back on the objects that they handled during the day, and look into their provenance and historical contexts: the social and cultural links that project the objects into the present time, as well as the objects' interpretative possibilities. On show in this area are the results of the previous day's workshop.



BUFFER ZONE

The buffer zone is an important device within the Long March Objects archiving process. Several shelves serve to reconcile the different work paces among the various workstations, which allows each digger to have enough time to interact with the object they are handling.



Installation view. Photo: ARTEXB

REGISTRAR

After being unpacked, measured and photographed, each object shall arrive at the registrar. This registration desk is close to the buffer zone. After the identification of the object's historical context and its role during the project, the registrar will fill in the Long March Object Archive Form, thus becoming a Long March Object.



Installation view. Photo: ARTEXB

LONG MARCH OBJECT ARCHIVE FORMS

Each object inside the display area has a serial number. One serial number corresponds to one object archive form. Fully completed Long March Object Archive Forms are enclosed within the archive cases on the two columns in front of the display area.

S-0013

档案号: S-0013

检测日期: 2018年11月13日

检测项目: 是否包含附件? 是 否

附件数量: 1件

物品名称: 零件名称

物品描述: 玻璃碎片

备注: 冰河 零件

测量 (或外包装尺寸):

外径 (如有外包装): 高 2.8 cm 长 (宽) 2.5 cm 宽 2.5 cm

内径 (如有内径): 高 1 cm 长 (宽) 1 cm 宽 1 cm


其他尺寸 (如有附件):

摄影: 请在对应摄影台号区域打勾:

PH1 PH2

登记: 档案合格, 已录入 档案不合格, 返送原因: 未知待查

正式编号: PJ-FLY-2002-06



S-0058

档案号: S-0058

检测日期: 2018年11月15日

检测项目: 是否包含附件? 是 否

附件数量: 2件

物品名称: 照片

物品描述: 3个手机照片+1个纸片

备注: 照片 x 10

测量 (或外包装尺寸):

外径 (如有外包装): 高 4.2 cm 长 (宽) 3.4 cm 宽 3.4 cm


其他尺寸 (如有附件): 照片: 22.9 x 30 cm

摄影: 请在对应摄影台号区域打勾:

PH1 PH2

登记: 档案合格, 已录入 档案不合格, 返送原因: 未知待查

正式编号: PJ-ZXH-2008-114



Dig number: S-0013

Object: Components of *Water Asking* by Fu Liya

From Project: Long March – A Walking Visual Display (2002)

Dig number: S-0058

Object: Photos from *Environment Test* by Zhou Xiaohu

From Project: Long March Project: Building Code Violations II

S-0086

档案号: S-0086

检测日期: 2018年11月12日

检测项目: 是否包含附件? 是 否

附件数量: 1件

物品名称: 零件

物品描述: 铁制零件 (包含铁制零件1个)

备注: 零件 x 1

测量 (或外包装尺寸):

外径 (如有外包装): 高 13.1 cm 长 (宽) 7.4 cm 宽 3.3 cm

内径 (如有内径): 高 1 cm 长 (宽) 1 cm 宽 1 cm

其他尺寸 (如有附件):

摄影: 请在对应摄影台号区域打勾:

PH1 PH2

登记: 档案合格, 已录入 档案不合格, 返送原因: 未知待查

正式编号: PJ-CSF-2007-1020



Dig number: S-0086

Object: Component of *Xintianyou* by Chen Shaofeng

From Project: Long March Project – Yan'an (2002)

S-0098

档案号: S-0098

检测日期: 2018年11月13日

检测项目: 是否包含附件? 是 否

附件数量: 1件

物品名称: 零件

物品描述: 地图系列零件

备注: 零件 x 1

测量 (或外包装尺寸):

外径 (如有外包装): 高 33.6 cm 长 (宽) 10.9 cm 宽 10.9 cm

内径 (如有内径): 高 30 cm 长 (宽) 10 cm 宽 10 cm


其他尺寸 (如有附件):

摄影: 请在对应摄影台号区域打勾:

PH1 PH2

登记: 档案合格, 已录入 档案不合格, 返送原因: 未知待查

正式编号: PJ-DM-2006-120





Dig number: S-0098


Object: *(Mis)understanding the Long March* by Dan Mills

From Project: Long March Project – Yan'an (2006)


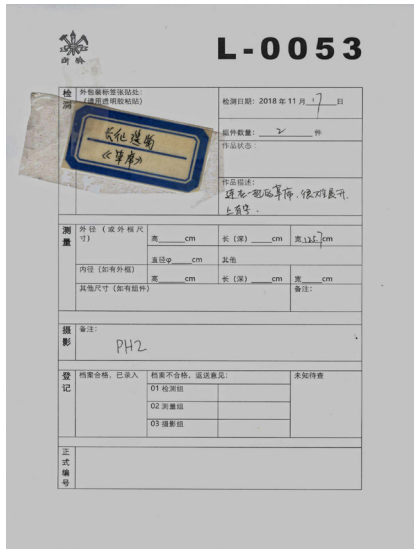
A Selection of the Discovered Long March Objects





Dig number: L-0100
Object: *Thunderstorm is slowly approaching* by Qiu Zhijie
From Project: Long March Project – Avant-garde (2005-2007)



Dig number: L-0059
Object: *Aboveground, Underground* by Yang Shaobin
From Project: Long March Project –Yang Shaobin Coal Mining Project (2004-2008)



Dig number: L-0053
Object: *Memory of Memory* by Li Fang
From Project: Long March – A Walking Visual Display (2002)



Dig number: L-0094
Object: "No China Town" Headquarter Banner
From Project: Long March Project – Chinatown (2005-2007)

A Selection of the Discovered Long March Objects

We are fortunate to receive the kind help of 21 volunteer diggers during our project. In white uniforms, they are all university students from different departments, including curation, sculpture, art education, art history, and more. Special thanks to them (by alphabetical order):

Cai Shuci, Chen Yingzhou, Deng Yun, Li Guochen, Li Yawen, Li Yicong, Miao Shizheng, Peng Jiayuan, Qin Man, Tian Xiujuan, Wang Tianyi, Xing Yaning, Laura Xue, Yang Shibo, Yu Zhenzhen, Zhang Jiantao, Zhang Shentong, Zhang Weijing, Zhang Xiaolin, Zhang Yunfan, Zhao Yitong

Tel: +86 (0)10 59789768

Website: <http://www.longmarchproject.com>

E-mail: press@longmarchproject.com

Address: Long March Space, 798 Art District, 4 Jiuxianqiao Road, Beijing

长征计划
LONG
MARCH
PROJECT



长征计划微信公众号 / Long March Project Wechat Public Account
LONGMARCHPROJECT